




GTMR 336 A

LHC 2

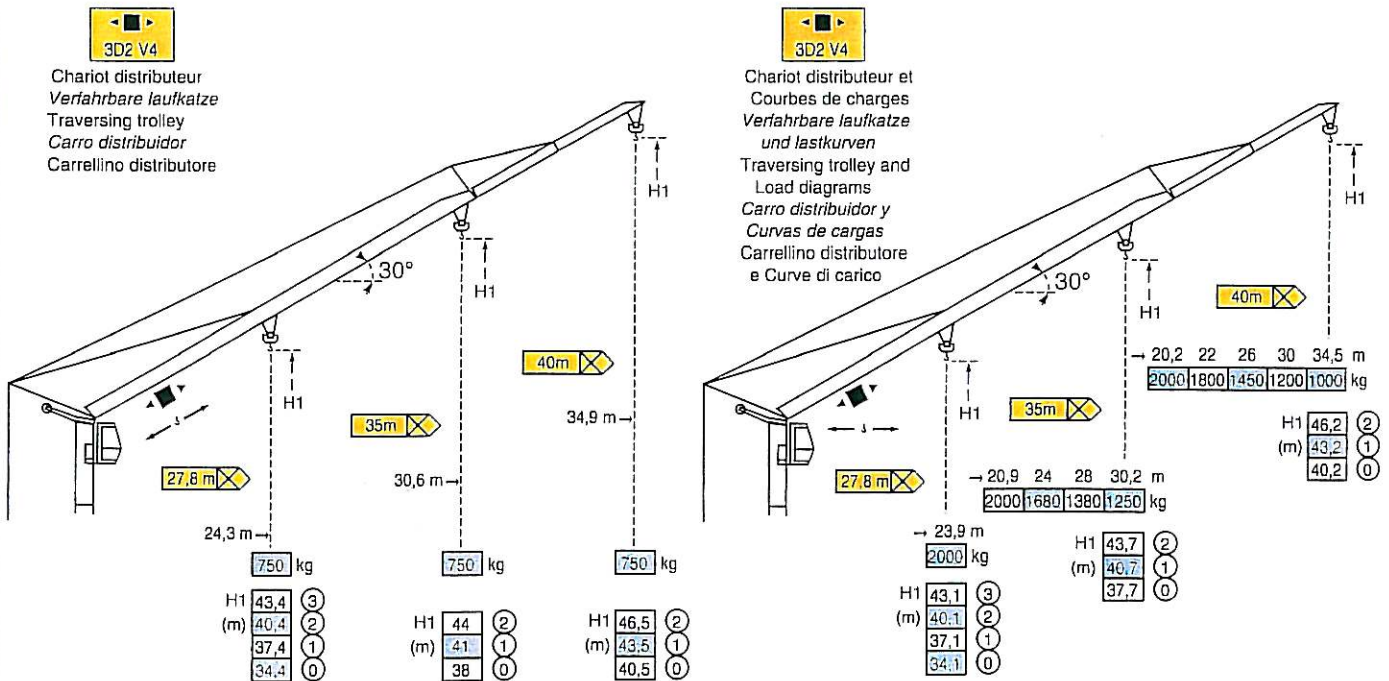
POTAIN  [®]



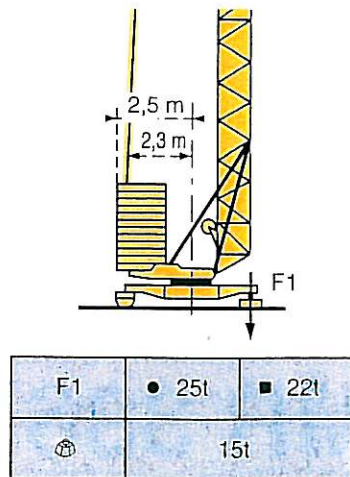
Courbes de charges - Lastkurven - Load diagrams - Curvas de cargas - Curve di carico

| | | | | | | | | | | | | | | | |
|--|------|------|------|------|------|------|------|------|------|------|------|------|------|------|------|
| 3 →  | 13,3 | 14 | 16 | 18 | 20 | 22 | 24 | 26 | 28 | 30 | 32 | 34 | 36 | 38 | 40 |
| | 4000 | 3740 | 3170 | 2740 | 2400 | 2140 | 1920 | 1740 | 1580 | 1450 | 1340 | 1240 | 1150 | 1070 | 1000 |
| 3 →  | 13,7 | 14 | 16 | 18 | 20 | 22 | 24 | 26 | 28 | 30 | 32 | 34 | 35 | | |
| | 4000 | 3910 | 3310 | 2870 | 2520 | 2240 | 2010 | 1820 | 1660 | 1520 | 1400 | 1300 | 1250 | | |
| 3 →  | 15,7 | 18 | 20 | 22 | 24 | 26 | 27,8 | | | | | | | | |
| | 4000 | 3390 | 2980 | 2660 | 2390 | 2170 | 2000 | | | | | | | | |

Flèche relevée - Ausleger in Steilstellung - Luffing jib - Flecha izada - Braccio impennato



Réaction - Eckdrücke - Reactions - Reacciones - Reazioni




● En service
■ Hors service


● In Betrieb
■ Ausser Betrieb


● In service
■ Out of service


● En servicio
■ Fuera de servicio


● In servizio
■ Fuori servizio

 A vide sans lest ni train de transport avec flèche et hauteur maximum.









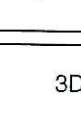






 Ohne Last, Ballast und Transportachse, mit Maximalausleger und Maximalhöhe.

 Without load, ballast or transport axles, with maximum jib and maximum height.

 Sin carga, sin lastre, ni tren de transporte, flecha y altura máxima.

 A vuoto, senza zavorra ne assali di trasporto con braccio massimo e altezza massima.

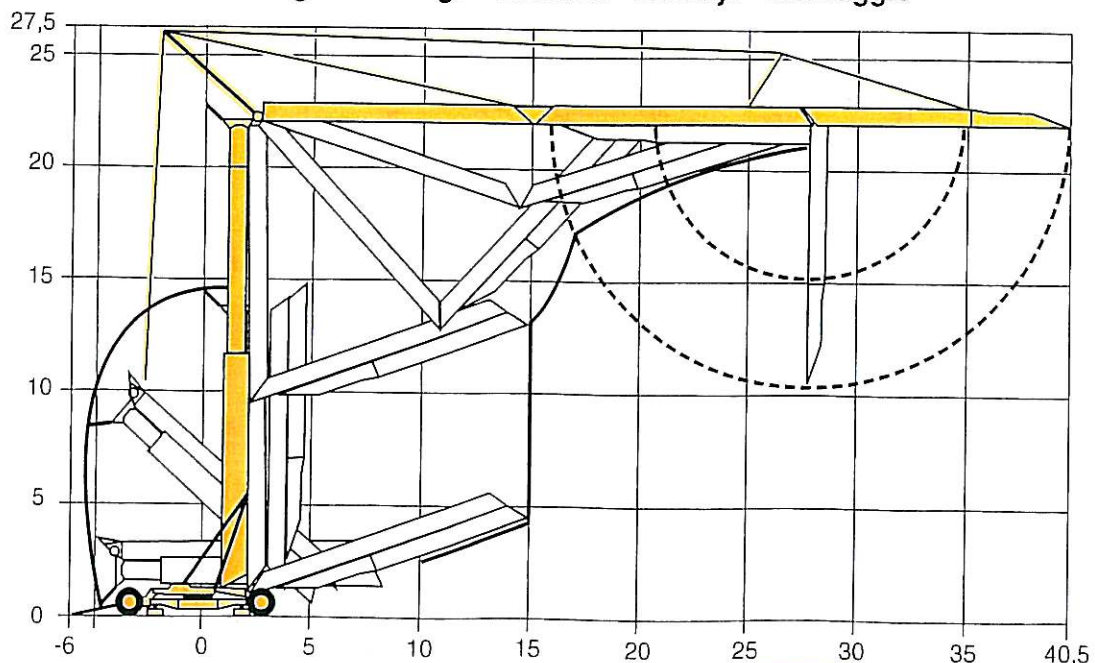
Mécanismes - Antriebe - Mechanisms - Mecanismos - Meccanismi

| | | | | m/min | kg | ch -PS hp | kW |
|--|--|---|--|---------------------------------|------------------|------------------------|----|
| Levage Heben Hoisting Elevación Sollevamento | 20 TDPC 10 |  |  | 8 | 2000 | 20 | 15 |
| | | | | 25 | 2000 | | |
| | |  |  | 50 | 1300 | | |
| | | | | 4 | 4000 | | |
| | |  |  | 12,5 | 4000 | | |
| | | | | 25 | 2600 | | |
| | 20 LVF 10 |  |  | 5 | 2000 | 20 | 15 |
| | | | | 25 | 2000 | | |
| | |  |  | 50 | 1300 | | |
| | | | | 2,5 | 4000 | | |
| | |  |  | 12,5 | 4000 | | |
| | | | | 25 | 2600 | | |
| | Distribution - <i>Katzfahren</i> - Trolleying Distribución - Distribuzione |  | 3D2 V4 | 22 - 44 | | 4 | 3 |
| | Orientation - <i>Schwenken</i> - Slewing Orientación - Rotazione |  | RCV 32 | 0 → 0,8 tr/min - U/min - rpm | | 4 | 3 |
| Translation - <i>Kranfahren</i> - Travelling Traslación - Traslazione |  | TVD 122 | 25 | | 2x2 | 2x1,5 | |
| | | TB 122 | 25 | | 2x2 | 2x1,5 | |
| Réseau - <i>Netzstrom</i> - Mains supply - <i>Red</i> - Rete elettrica | | | | | CEI 38 IEC 38 | 400V (+6%-10%) 50Hz | |
| Puissance électrique nécessaire - <i>Anschlusswert</i> - Necessary electric power Potencia eléctrica necesaria - Potenza elettrica necessaria | | | | | 25 kVA | | |
| Groupe électrogène - <i>Stromaggregat</i> - Generator set - <i>Grupo electrogeno</i> - Gruppo elettrogeno | | | | | * | | |

* Nous consulter - *Auf Anfrage* - Consult us - *Consultarnos* - Consultateci

Conforme aux directives CEE 84/534 et 87/405 sur le niveau acoustique - *Gemäss EWG-Richtlinien 84/534 und 87/405 für den Schall- Leistungspegel*
 In compliance with the EEC 84/534 and 87/405 instructions on noise level - *Conforme con las directivas CEE 84/534 y 87/405 sobre el nivel acustico*
 Conforme alle direttive CEE 84/534 e 87/405 sul livello acustico

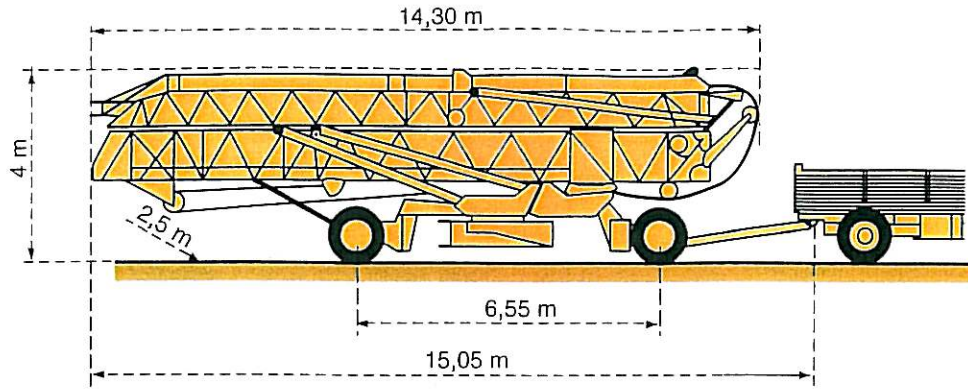
Montage - Montage - Erection - Montaje - Montaggio



Transport - Transport - Transport - Transporte - Trasporto

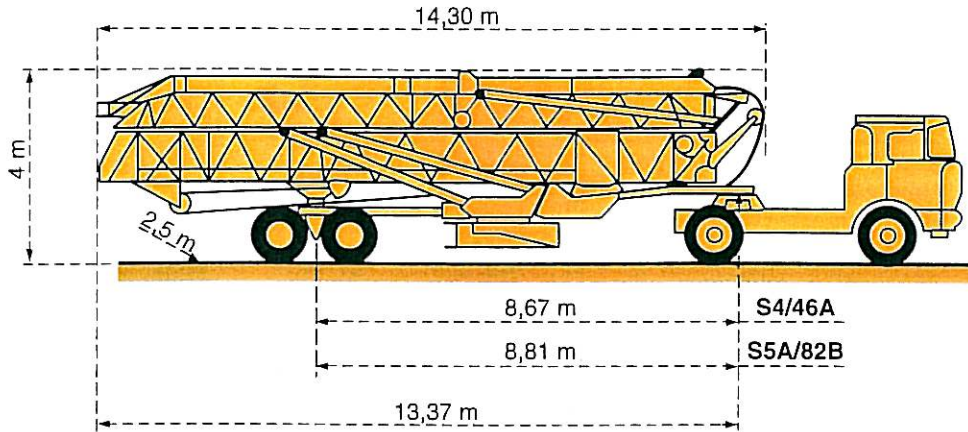
15A/25A

18/27

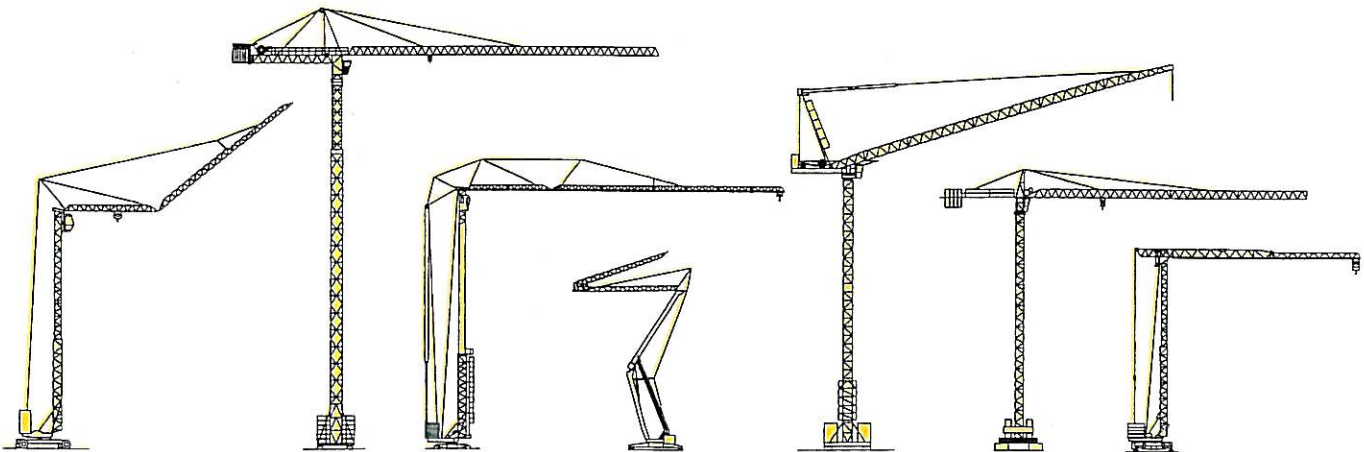


S4/46 A

S5A/82B



NF E 52081 - 82
DIN 15018.H1 B3



Document pour usage commercial uniquement - Benutzung dieser Unterlagen nur für Verkaufszwecke - Document for commercial use only -
Documento para uso comercial unicamente - Documento per uso commerciale solamente

Copyright.Reproduction interdite © POTAIN 1994

POTAIN

GRUPE LEGRIS INDUSTRIES

18.Rue de Charbonnières, B.P. 173-F 69132 ECULLY Cedex
Tél. 72.20.20.20 - Télex 375 213 - Fax 72.20.20.00

POTAIN GmbH Deutschland Tel : 06.105.704.0
POTAIN U.K. Great Britain Tel : 0895.44.52.61
Simma POTAIN Italia Tel : 02.97.96.71
POTAIN Portugal Portugal Tel : 02.968.08.89

SILOCO
für Bau und Industrie
Verkauf · Miete · Service
Tel. 040 / 73460-0

GTMR 336 A

Réf. 1994.04 LHC 2

Modifiche riservate

Modificaciones reservadas

Subject to modification

Änderungen vorbehalten

Modifications réservées

Printed in France

Réalisation SODIPE